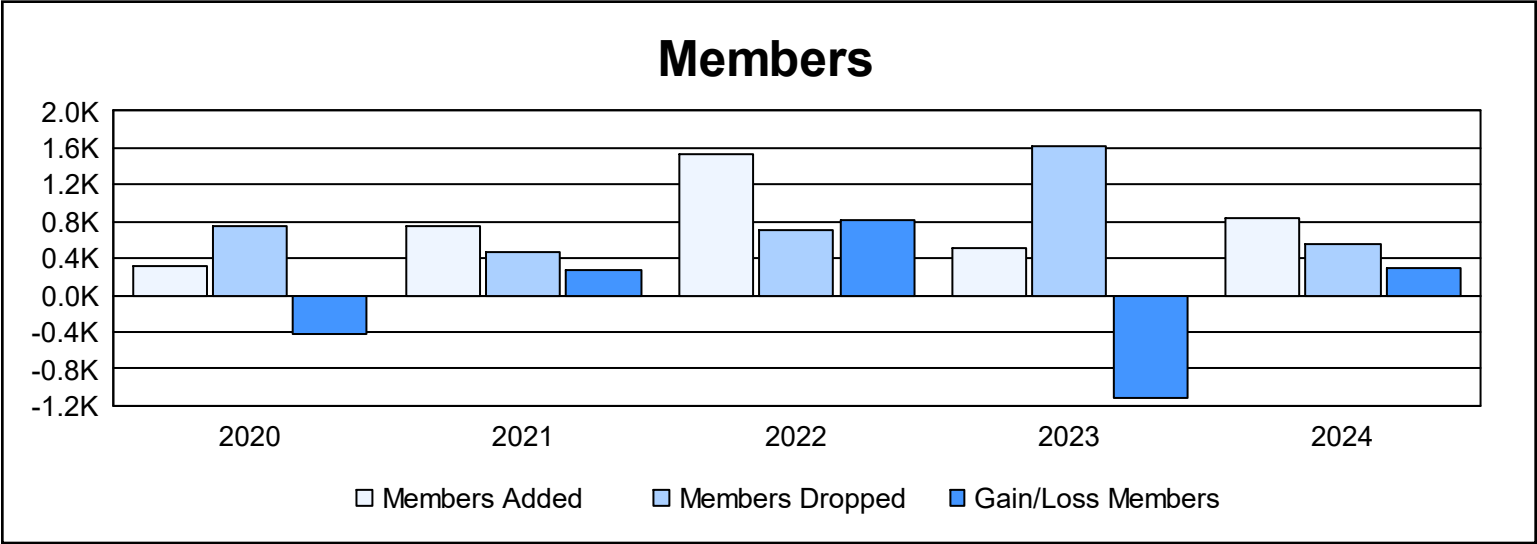
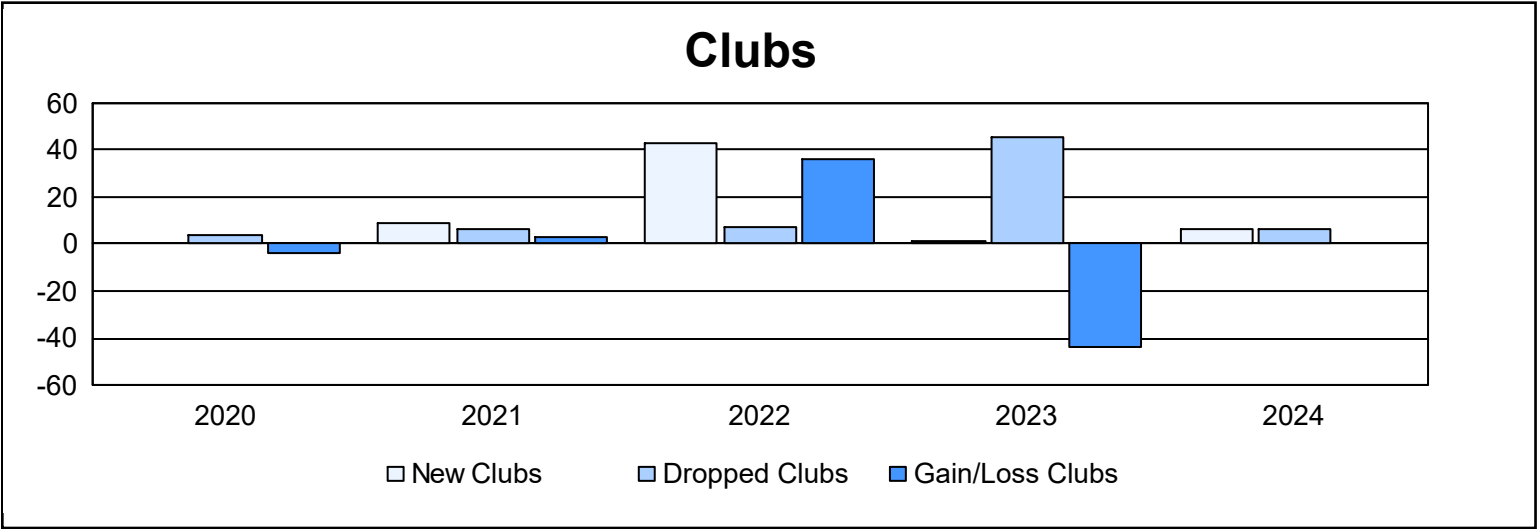
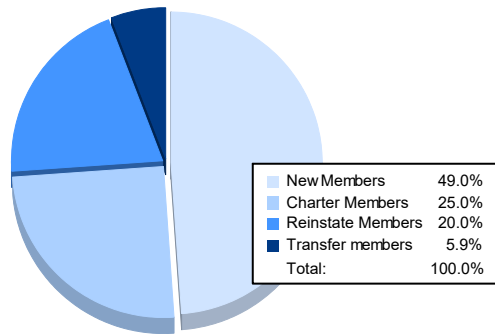


Year	New Clubs	Dropped Clubs	Gain/ Loss Clubs	New Members	Charter Members	Reinstate Members	Transfer Members	Total Member Added	Total Members Dropped	Gain/ Loss Members
2019-2020	0	4	-4	150	75	51	46	322	741	-419
2020-2021	9	6	3	445	229	55	23	752	469	283
2021-2022	43	7	36	418	1,054	34	21	1,527	717	810
2022-2023	1	45	-44	265	154	61	21	501	1,616	-1,115
2023-2024	6	6	0	413	211	169	50	843	551	292
Average	12	14	-2	338	345	74	32	789	819	-30



Membership Composition June 2024 Cumulative



Gender Composition June 2024 Cumulative

